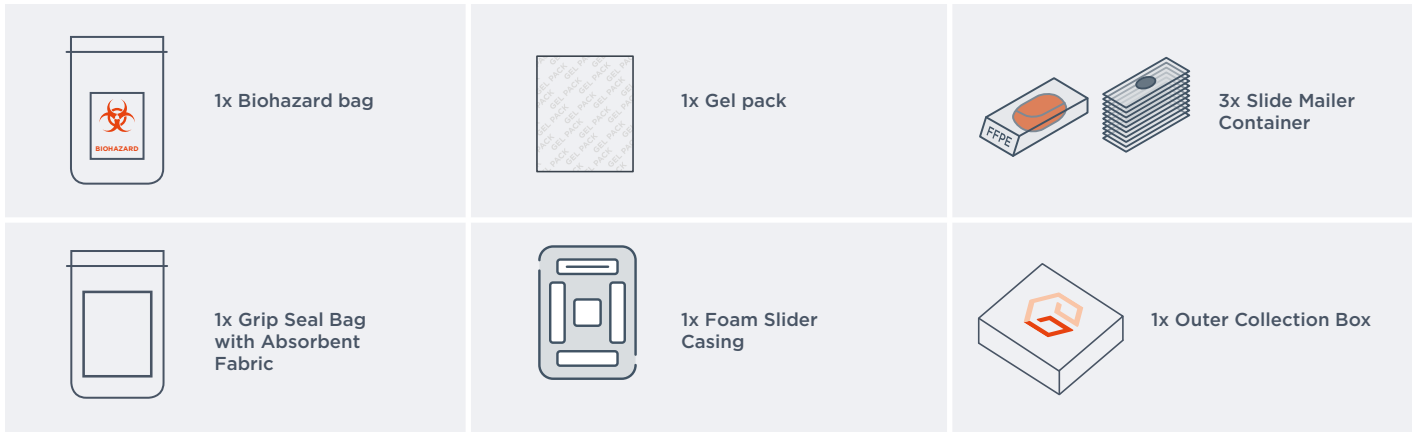


Packing Instructions

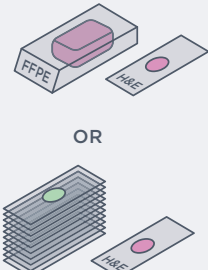
for FoundationOne® CDx sample

This sample kit is used to ship patient specimens for analysis by Foundation Medicine®. This packaging ensures the security of the specimen against transport damage and extreme temperature deviations. Each shipment kit should be utilised for one patient. Do not include different patient samples in the sample Shipment Kit.

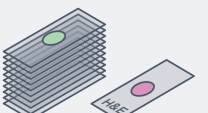


STEP 1

Place the prepared slides in the slide mailers/containers provided. If a histology Formalin Fixed Paraffin Embedded (FFPE) tissue block is being shipped, please place this in the small grip-seal bag together with the small absorbent fabric.



OR



STEP 2

Place the slider mailers or FFPE block into the four bay absorbent pouch.




Place the foam slider casing in the biohazard bag and seal.



STEP 3

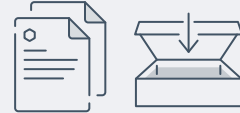
Place the gel pack on top of the biohazard bag.

Place all contents into the shipment kit.



STEP 4

Ensure the fully completed and signed Test Requisition Form (TRF) and a copy of the most recent redacted pathology report (if available), is also placed in the shipment kit, and close.



STEP 5

Place the shipment kit inside the FedEx UN3373 bag provided and seal. The collection will be arranged by Roche Customer Care and a FedEx label will be sent to you. Please attach this to the out-side of the bag.



STEP 6

Once you have advised Roche Customer Care that the sample is available, they will arrange a convenient pick up time.

Please ensure the shipment kit is available for the courier from the requested collection address.



For any packing queries please contact
 Roche Customer Care: uk.foundation@roche.com
 Tel: 0800 731 5711 option 3
 Web: <https://www.foundationmedicine.co.uk>